

Formulate 20' Horizontal Curve

FMLT-WH20-05

Formulate™ is a collection of sophisticated, ergonomically designed exhibit booths. Formulate combines state-of-the-art zipper pillowcase dye-sublimated fabric coverings with advanced lightweight aluminum structures to provide unique design, functionality, and style. The excellence of the Formulate line of displays, hanging structures and products is simply unmatched. Stretch fabric graphics are hand-sewn, durable and dry-cleanable.



We are continually improving and modifying our product range and reserve the right to vary the specifications without prior notice. All dimensions and weights quoted are approximate and we accept no responsibility for variance. E&OE. See Graphic Templates for graphic bleed specifications.

features and benefits:

- State-of-the-art 30mm aluminum tubing with push-button connectors
- Includes three 20" wide shelves available in four laminate color options
- Frame can also be configured* as a standard 10' backwall (*requires additional 10' graphic purchase)
- Kit includes: one frame, one dye-sublimated zipper pillowcase graphic, multi-shelf ladder, infill panel graphics, two wheeled molded OCL cases and one OCH2 storage case
- Lifetime hardware warranty against manufacturer defects

dimensions:

Hardware	Graphic
Assembled unit: 226.7292"w x 92.7635"h x 38.5410"d	Total visual area: 250.5"w x 92"h 5740mm(w) x 2324mm(h)
Multi-shelf ladder: 23.6"w x 92.7"h x 26.6"d Shelf dimensions (each): 20.47"w x 11.81"d	Stand-off ladder total visual area: Top & bottom: 21"w x 17"h
Approximate weight (includes graphic): 129 lbs / 58.5 kgs	Please be sure to include a 2" bleed around the perimeter for dye-sublimated graphics and a 1/2" bleed around the perimeter for PVC graphics.
Shipping	Refer to related graphic template for more information.
Shipping dimensions - ships in 3 cases: 2 OCL cases (each): 19"l x 19"w x 56"h 1 OCH2 case: 52"l x 30"w x 15"h	Visit: www.exhibitors-handbook.com/graphic-templates
Approximate shipping weight (with cases): 199 lbs / 90.26 kgs	

additional information:

Graphic material: dye-sublimated zipper pillowcase fabric, 3mm white pvc

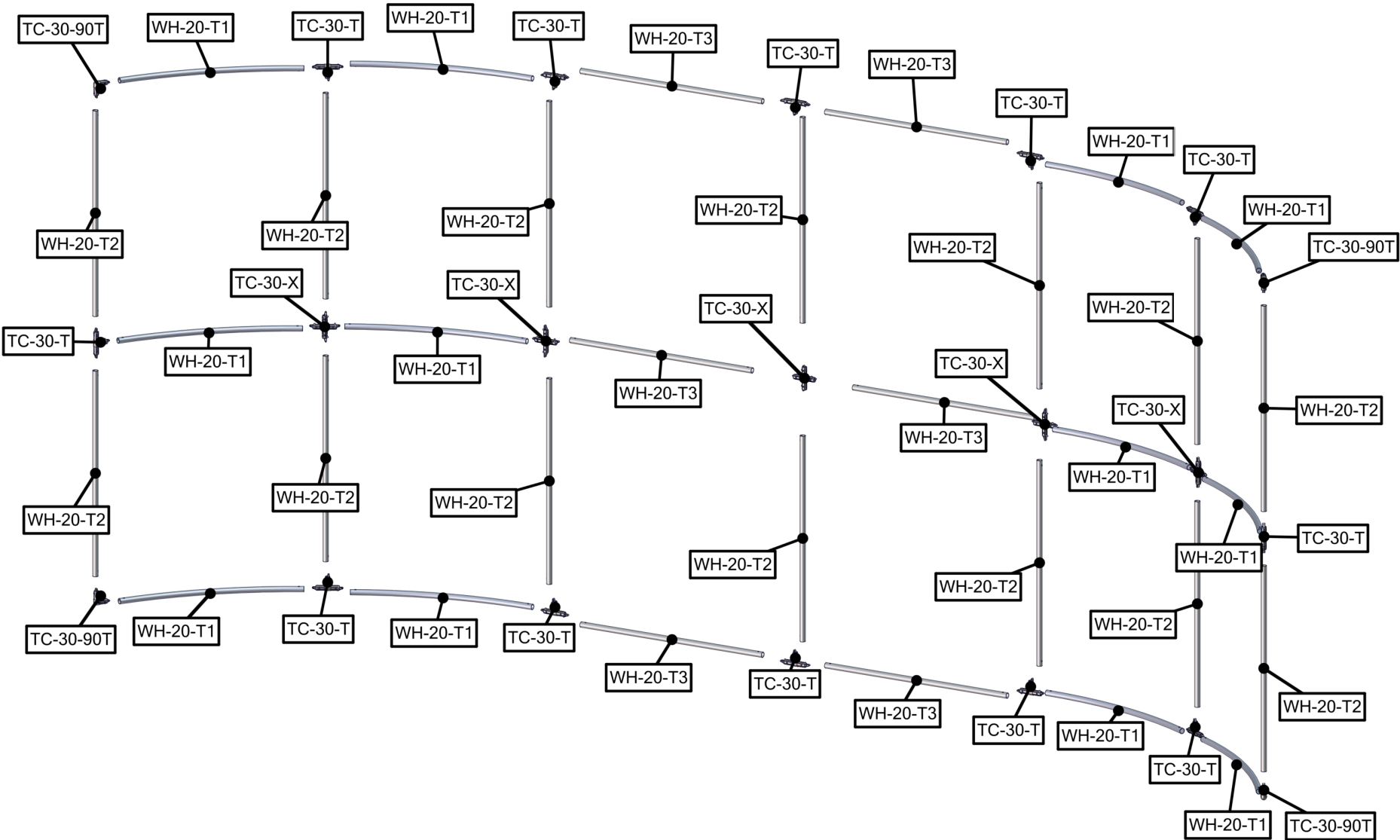
- Shelves holds max 10 lbs / 4.5 kgs each

Table colors:

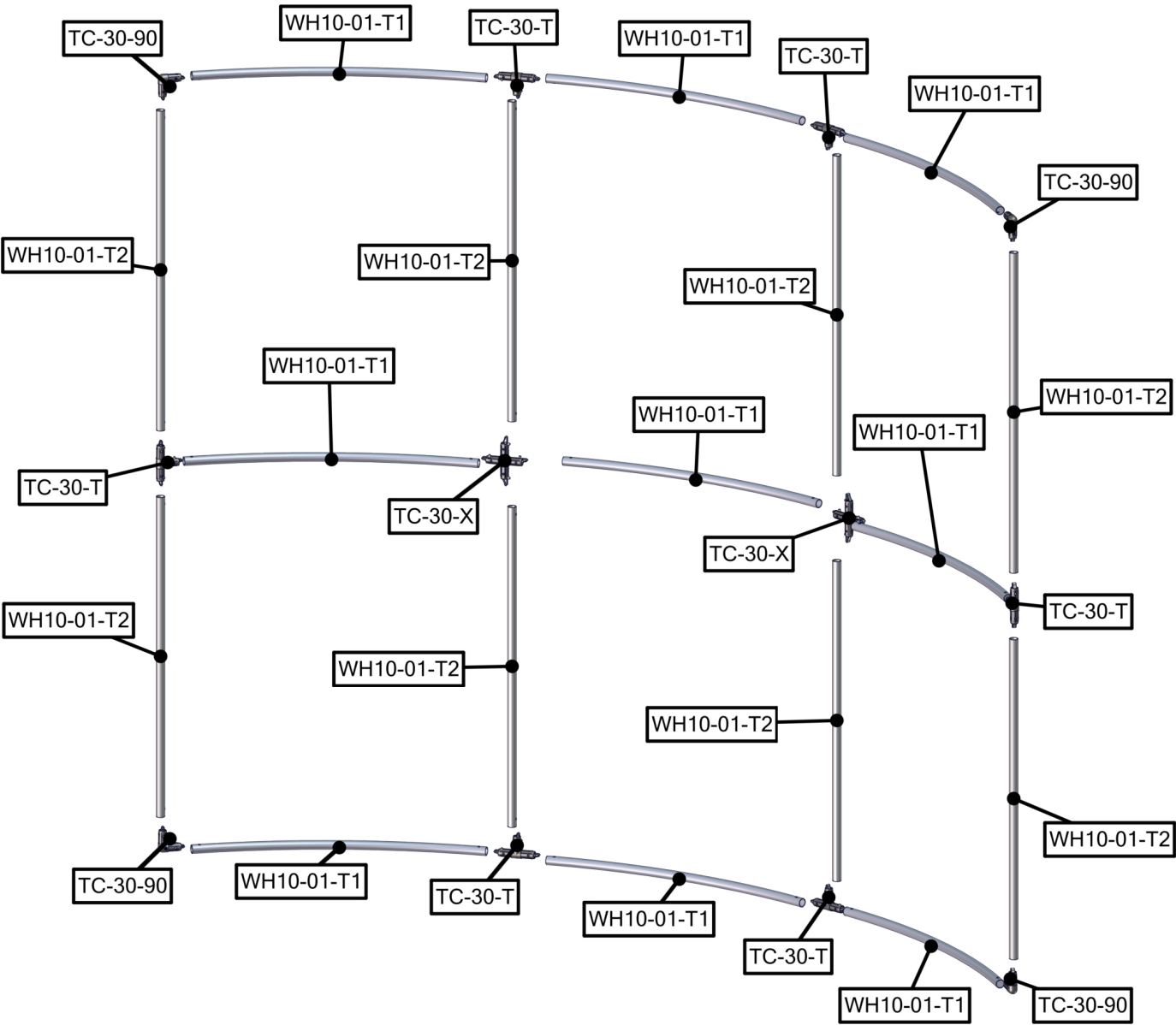


www.display-setup-animations.com

Parts Included		
Part Label	Qty	Part Code
90 DEGREE ELBOW JOINT FOR 30MM TUBING	x4	TC-30-90
T JUNCTION FOR 30MM TUBING	x12	TC-30-T
4 WAY JUNCTION FOR 30MM TUBING	x5	TC-30-X
30MM TUBE SECTION	x12	WH-20-T1
1114MM X 30MM TUBE SECTION	x14	WH-20-T2
1114MM X 30MM TUBE SECTION	x6	WH-20-T3
20' FABRIC GRAPHIC	x1	WH20-01-G

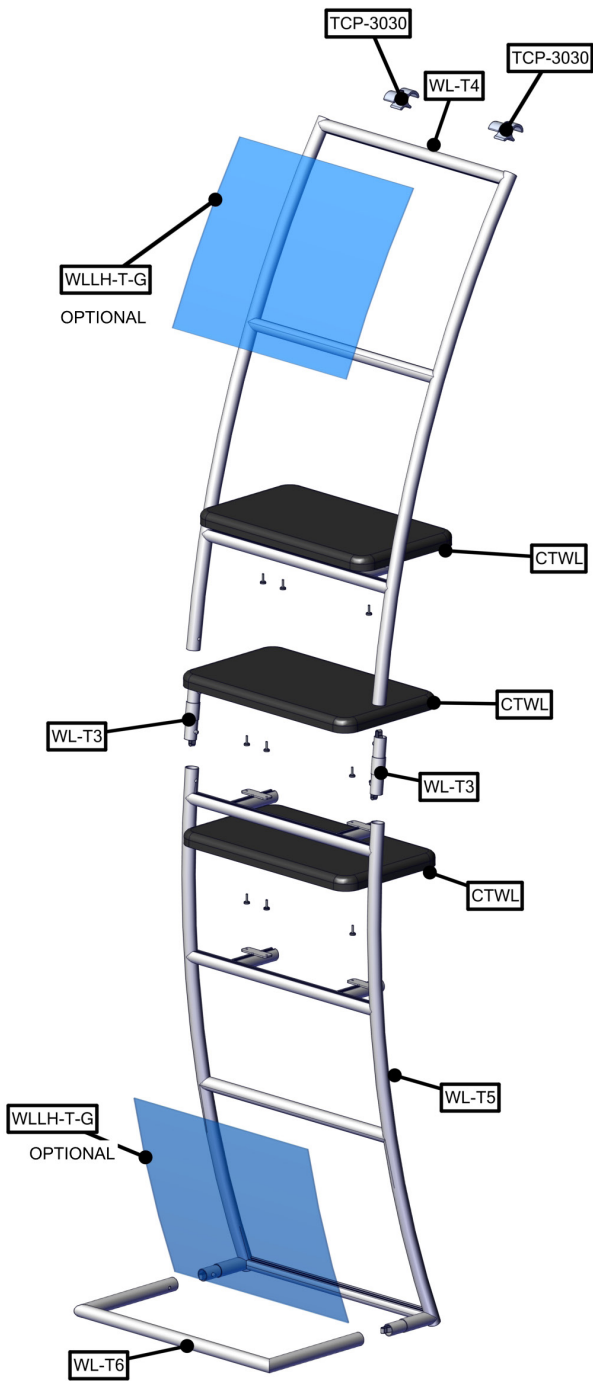
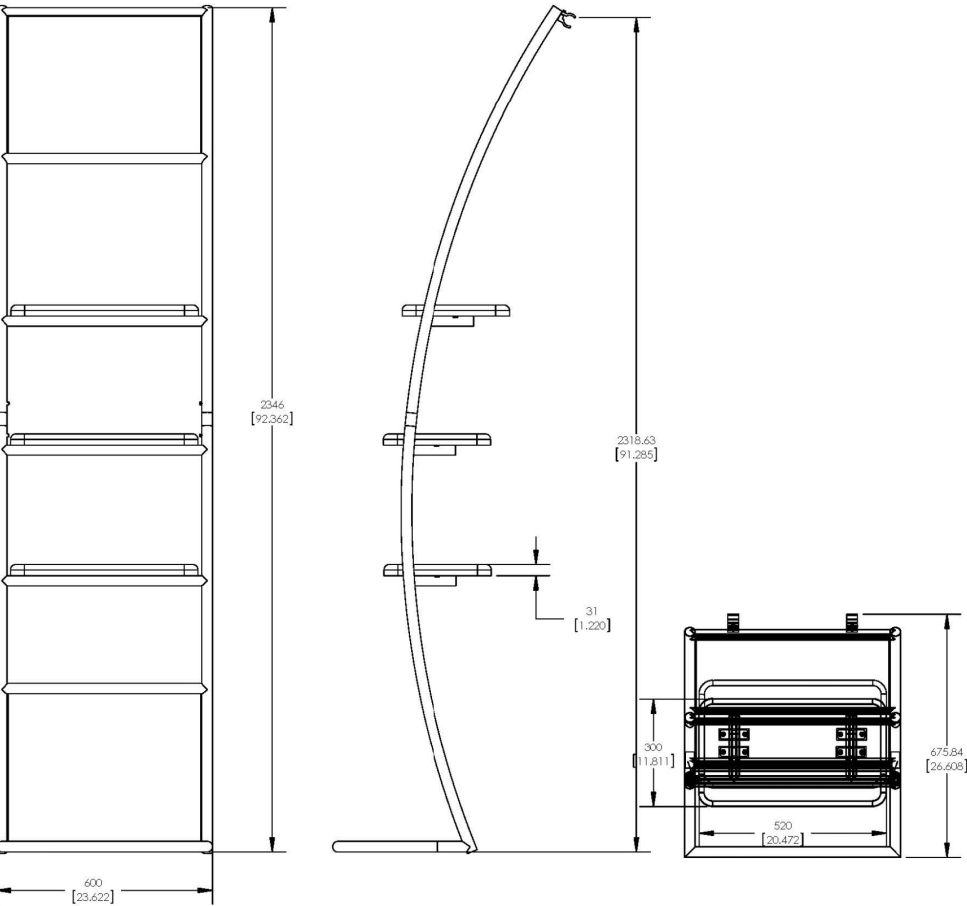


Parts Included		
Part Label	Qty	Part Code
FABRIC GRAPHIC	x1	WH10-01-G
90 DEGREE ELBOW JOINT FOR 30MM TUBING	x4	TC-30-90
T JUNCTION FOR 30MM TUBING	x6	TC-30-T
4 WAY JUNCTION FOR 30MM TUBING	x2	TC-30-X
R2000MM X 30MM TUBE (997MM ARC)	x9	WH10-01-T1
1114MM X 30MM TUBE	x8	WH10-01-T2

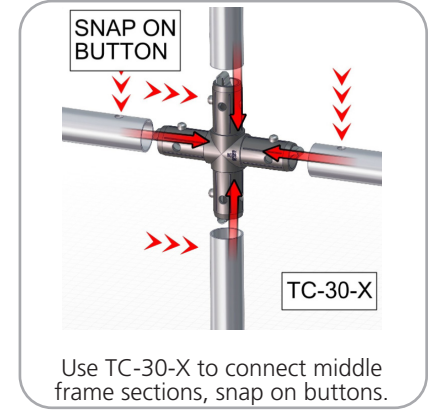
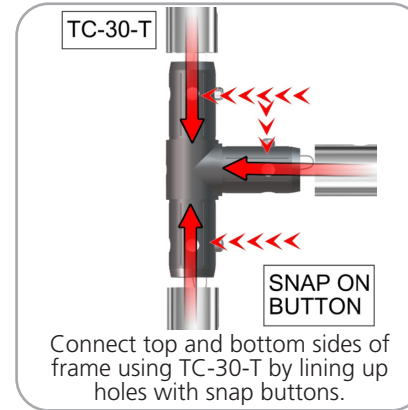
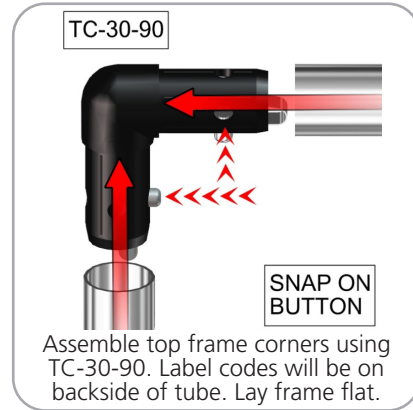
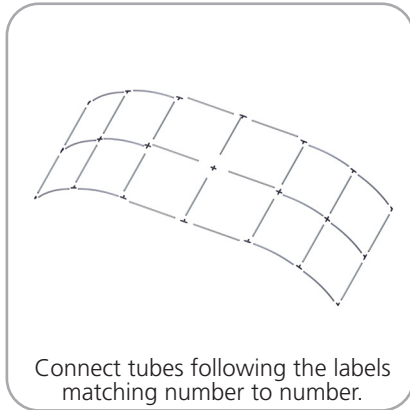


Parts Included – Ladder

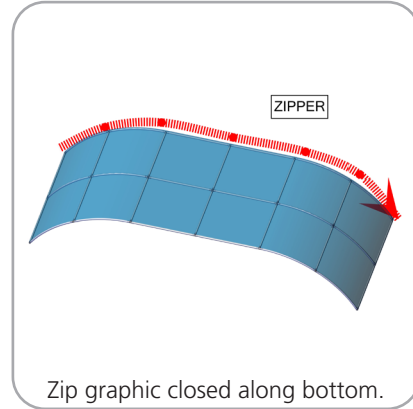
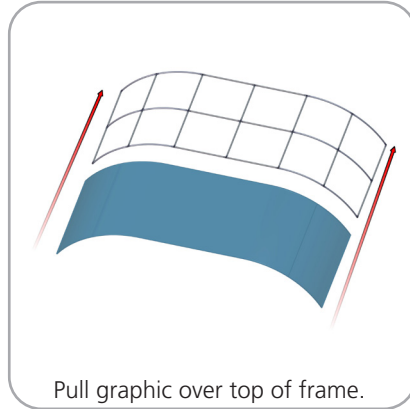
Part Label	Qty	Part Code
520 X 300 X 30 COUNTER	x3	CTWL
PARALLEL TUBE CLAMP FOR 30MM TUBES	x2	TCP-3030
30MM TUBE SECTION	x2	WL-T3
TOP SINTRA GRAPHICS	x2	WLLH-T-G
30MM TUBE SECTION	x1	WL-T5
30MM TUBE SECTION	x1	WL-T6
30MM TUBE SECTION	x1	WL-T4



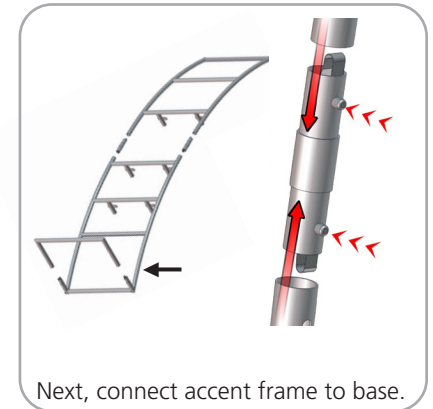
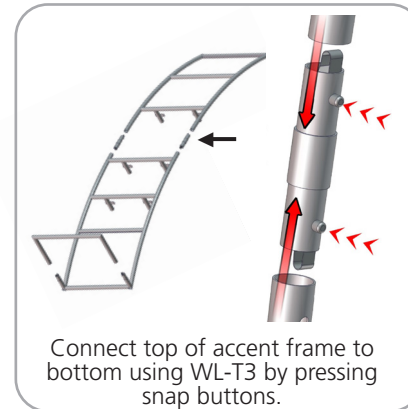
STEP 1: ASSEMBLE FRAME



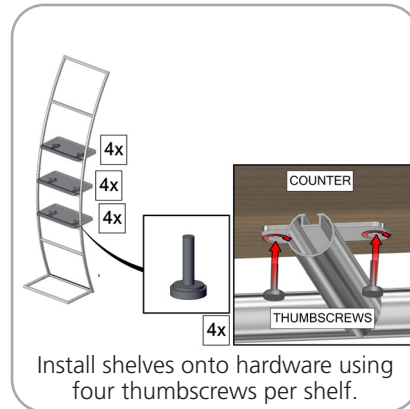
STEP 2: ATTACH GRAPHIC



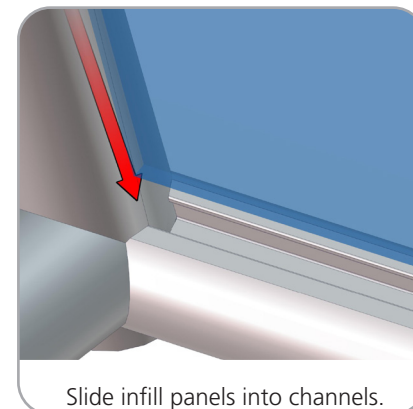
STEP 3: ASSEMBLE LADDER FRAME



STEP 4: ATTACH SHELVES



STEP 5: ATTACH GRAPHICS



STEP 6: ATTACH TO BACKWALL WITH CLAMPS

