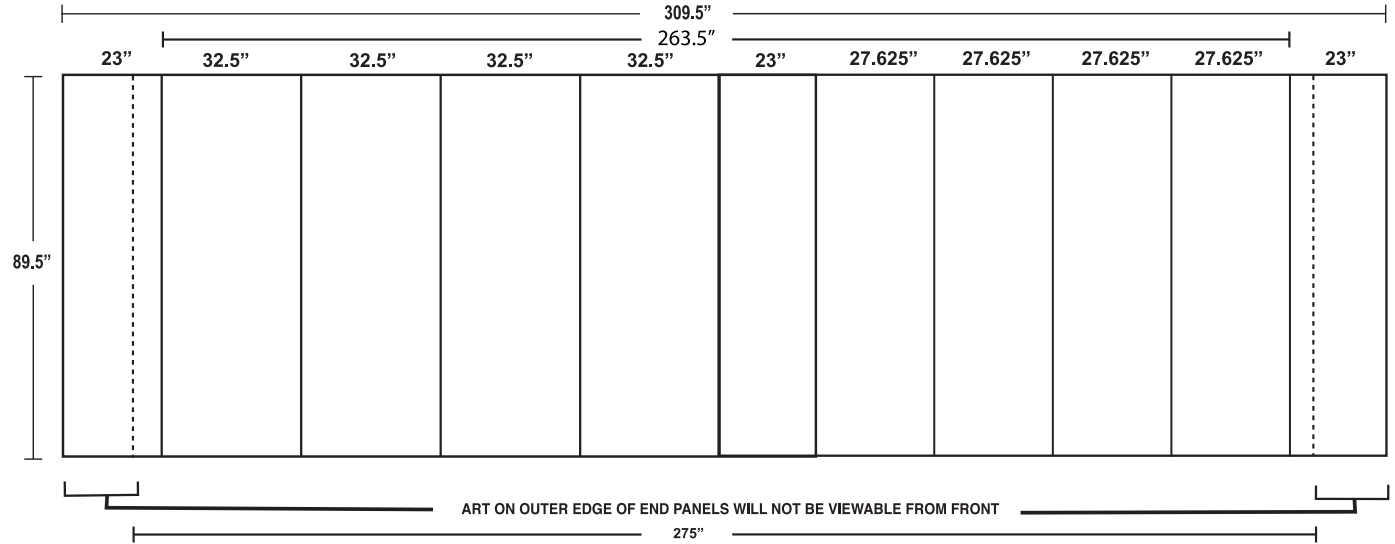


## 20' Serpentine Ellipse/Show 'N' Rise™ Floor Display (Convex/Concave)



NOTE: The 20ft Serpentine unit can be set up in two directions. Please choose the appropriate template that you require and notify your sales representative of your choice.



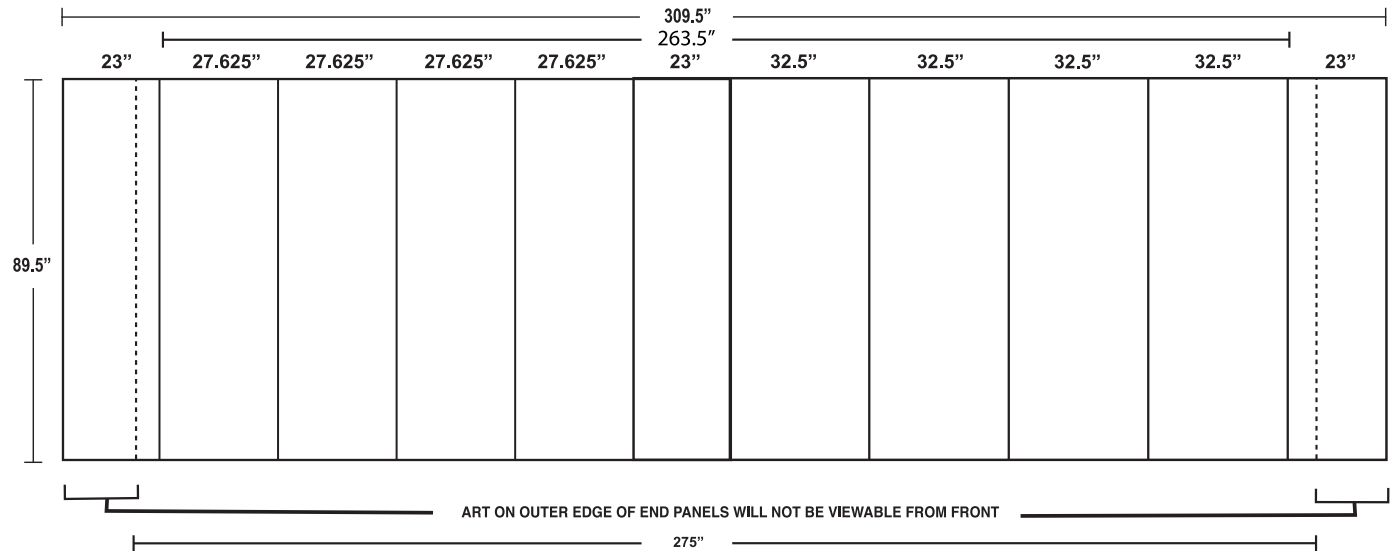
## 20' Serpentine Ellipse/Show 'N' Rise™ Floor Display (Concave/Convex)



**Total Graphic Size**  
309.5"W x 89.5"H

**Total Visual Area**  
275"W x 89.5"H

- \*Please keep all text and/or logos 1" from all sides.
- \*Display shown with graphic or fabric end panels.
- \*Digital products are printed CMYK (4 color) process from your file. If saved as RGB, art will be converted to CMYK.



When preparing your artwork please design as one\* single layout at 50% scale.  
NOTE: be sure that all raster images are 100ppi when scaled up to 100%.

For full graphic preparation guidelines please visit our web site at:  
<http://www.american-image.com/trade-show-displays/submit.shtml>

**Mural w/Fabric Ends:** \*Only design the 4 center panels for each of the two 10ft sides. Prepare each 10ft 4 panel side as its own file. (IE: the 27.625" and 32.5" panels)  
**Mural Kit:** Design the entire size illustrated.

# Graphic Case-to-Counter Kit

## Total Visual Area

30"W x 31.75"H

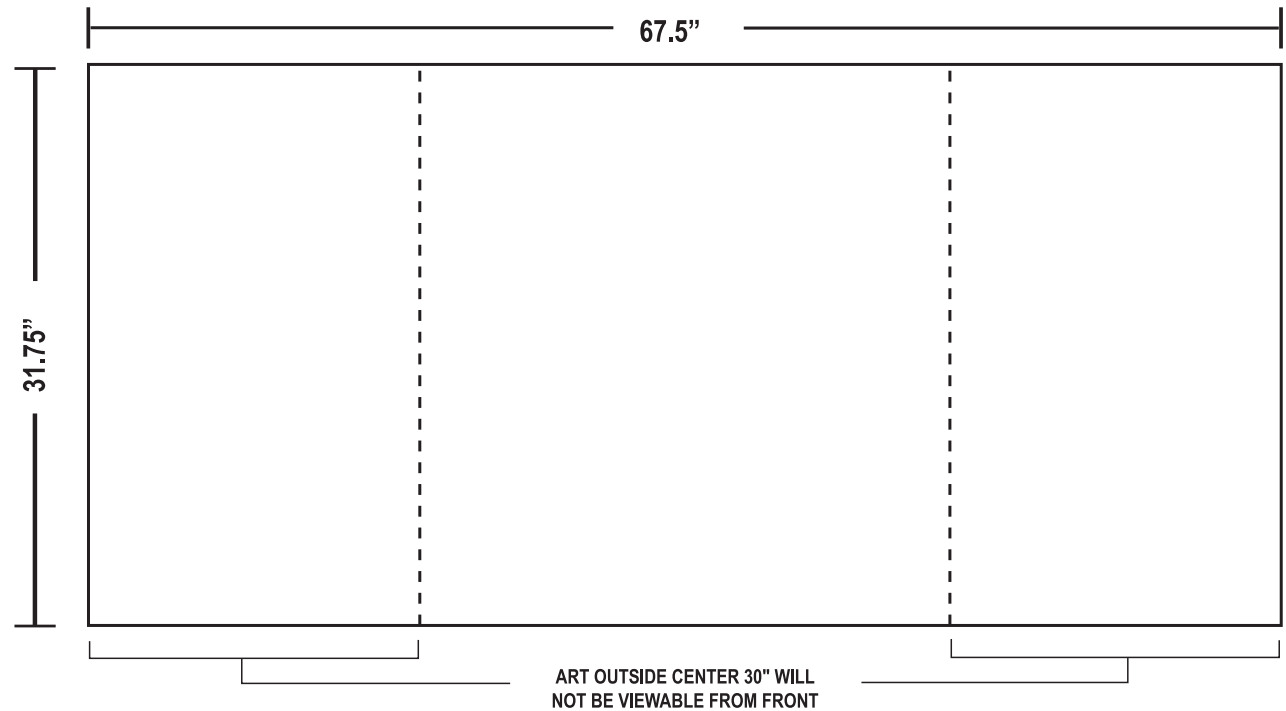
## Total Graphic Area

67.5"W x 31.75"H

\*Please keep all text and/or logos 1" from all sides.

\*Display shown with graphic or fabric wrap.

\*Digital products are printed CMYK (4 color) process from your file.



When preparing your artwork please design as one single layout.

For full graphic preparation guidelines please visit our web site at:  
<http://www.american-image.com/trade-show-displays/submit.shtml>